

DESIGN AND TENTATIVE CONSTRUCTION SCHEDULE

Project Area	Design Timeline	Construction Timeline
Phase 3	2021 - 2022	*November 2022 - October 2024

*Subject to change

Underground Service Alert (USA) Markings

USA is a service that is used to identify underground utilities prior to any excavations. These underground utilities are marked by utility representatives with a colored paint or colored flags along grassy, vegetated areas. In the event that a utility line is damaged during construction, the contractor will be required to call the company and arrange for the line to be repaired and restored. To ensure these utilities are correctly identified throughout the project, we ask that you please do not remove the markings.

Meter Installation

Approximately 3-5 days before the water meter installation occurs, the contractor will hang a door tag on your doorknob (or fence) to identify the schedule for your installation. The installation for your property will typically take less than four hours to complete; however, it may prolong if any issues arise or if additional equipment and/or setup is required. Service connections requiring longer runs of pipe will require additional setups if a boring machine is used. During this time, you will experience an interruption of your water service. We will make every effort to minimize impacts to your residence or business, however, please plan accordingly the day of your installation.

Traffic




Expect delays during daytime hours on residential and minor roads. Work performed on Watt Avenue, Fair Oaks Boulevard and a portion of Eastern Avenue will be night work to help minimize traffic impacts. There will be traffic control measures implemented during construction including lane closures, reduction in travel speeds and short detours. Watch for signs and flaggers. SCWA urges special attention for the ingress and egress of construction equipment in your area. There may be multiple crews working throughout the project at any given time.

Noise

Expect an increase in noise during construction hours. No Project work is scheduled for weekends or holidays unless emergency repairs are necessary. Construction hours for residential streets will be between 7:30am and 5:00pm. Construction hours for night work will be between 8:00pm and 6:00am.

Stay informed! Sign up for email and text message notifications by visiting www.ArdenServiceMeters.org or scan the following QR Code with a smart phone camera.

Follow us on social media!

 :@SacCountyWater
 :@SacCountyDWR
 :@Communications and Media Sacramento County



Utility Marking Color Code

White	Proposed Excavation
Pink	Temporary Survey Markings
Red	Electric Power Lines, Cables, Conduit, and Lighting Cables
Yellow	Gas, Oil, Steam, Petroleum, or Gaseous Materials
Orange	Communication, Alarm or Signal Lines, Cables, or Conduit
Blue	Potable Water
Purple	Reclaimed Water, Irrigation, and Slurry Lines
Green	Sewer and Drain Lines

General Construction Phases

1. Start with USA and potholing to verify utility depths
2. Pipeline installation and appurtenances
3. Water service and meters installation
4. Final paving

After your meter has been installed, you will see a water usage report for your home on your Consolidated Utilities Billing & Services (CUBS) bill.

For water conservation tips and water meter information please visit: www.scwa.net

PROJECT CONTACT


Helen Rocha, Project Engineer,
 (916) 874-3070, or email
ArdenServiceMeters@saccounty.gov



DEPARTMENT OF WATER RESOURCES
SACRAMENTO COUNTY
WATER AGENCY



Construction of Phase 3 Arden Service Area Pipe and Meter Installation Project



What size is the water service tap? Will customers be able to opt for larger water services?

Water service lines will be installed per SCWA standards; a typical installation includes a 1.5-inch service line with a 1-inch meter. However, for properties that require larger service lines, further assessment will be done to ensure the new service line is sized correctly to meet the demand at that specific property. Larger service lines that require a larger meter will carry a higher service charge depending on the meter size.

Which portions of a customer's water service connection will be the responsibility of SCWA? Of the customer?

SCWA is responsible for the service line from the water main to the meter assembly. The homeowner is responsible for the service line after the meter assembly to the point of connection into the home and inside plumbing (see Figure 1).

Due to the relocation and upgrades of the water mains to the public right-of-way, this project will require the installation of a new service line from the new water main to the property. The point of connection of the new service line will be evaluated on a case-by-case basis during SCWA's individual property evaluation with each homeowner. SCWA's intent is to determine the shortest and least impactful service line route, while making the appropriate connection that best meets the property's plumbing conditions. The common connection points are either close to the existing backyard water main or an existing front or side-yard hose bib.

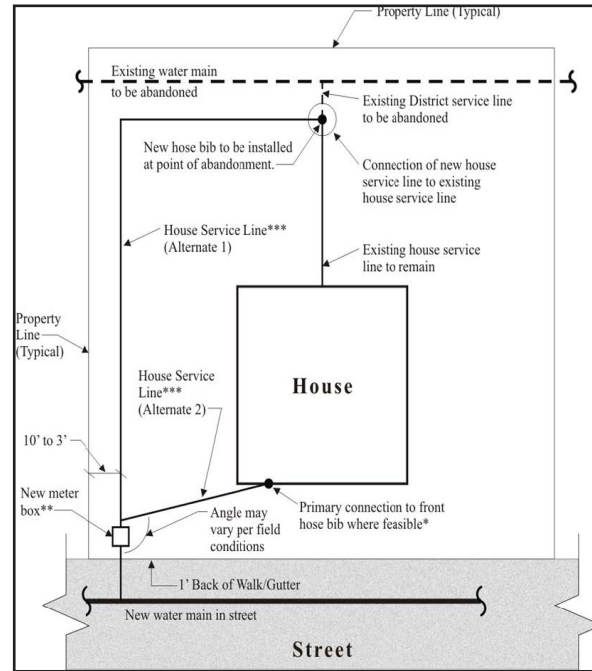


Figure 1. House Service Lines

If the connection point is close to the existing backyard water main a portion of the existing service line will likely remain in service; this will not be SCWA's responsibility. SCWA will provide a one-year warranty period, from the point of installation and cross-over to the new main, in which SCWA will take care of any issues post construction on the materials installed and construction work. After the one-year warranty has ended the entire water service line, from the meter to the house, will become the sole responsibility of the homeowner, as usual.



How will SCWA/contractor address unique circumstances on customers' properties that may present challenges during and after construction?

A one-year warranty period will be implemented as part of the "Permit for Temporary Entry" agreement that will be signed by the property owner and SCWA. This agreement allows the contractor access onto the property for purposes of completing the new service connection, but also to ensure the disturbed areas are restored to satisfactory conditions to the extent practical. The Contractor will be responsible for giving the property owner or tenant a minimum 72-hour advance notification before entering the property.

How will individuals know when work on their property will begin?

Once the Phase 3 Project is under construction, the contractor will be required to notify individuals, typically along a specific street(s), well in advance (minimum 72-hours) before beginning work on the property. This is commonly done by means of letters and door hangers. Access to backyards will be coordinated by the contractor with the property owner regarding locked gates, pets, and other property owner concerns.

Will the contractor be using trenchless methods to install water services?

The contractor will be using a boring machine to the extent practicable, provided there is sufficient space to place the machine and excavate a launching and receiving pit to install the service pipe. Open trenches can be anticipated where the work area is small and where existing obstacles will not allow the boring machine to be used.

Who is responsible for construction quality assurance and quality control?

SCWA will have inspectors during the construction phase to help ensure the contractor is performing the work per the specifications and restoring the areas that are disturbed as part of the project. The project engineer can be contacted throughout the project as well.

Will there be a warranty period for the service line downstream of the meter?

Yes, as a condition of the Permit for Temporary Entry (PTE), SCWA will provide a one-year warranty that the SCWA/contractor will be responsible for repairing any defective work or issues post installation. This warranty period does not cover any portion of the existing service line downstream of the meter that remained in service after installing the new service line and making the connection to the property. After the warranty period expires, the customer is responsible for the service connection after the meter to the house.

****Please keep the meter box fully accessible by removing any landscape that covers it such as lawn, bushes, boulders, tarps, bark, rocks, etc.**

